

NOTICE: THIS DRAWING IS THE PROPERTY OF MCA ARCHITECTURE INC. AND IS FURNISHED WITH THE CONDITION THAT IT IS NOT TO BE CHANGED WITHOUT THE WRITTEN AUTHORIZATION OF MCA ARCHITECTURE INC. FURTHERMORE, THIS DRAWING IS NOT TO BE COPIED, REPRODUCED OR USED WITHOUT WRITTEN PERMISSION FROM MCA ARCHITECTURE INC.

© 2022 MCA ARCHITECTURE  
1/13/2022 12:50:36 PM



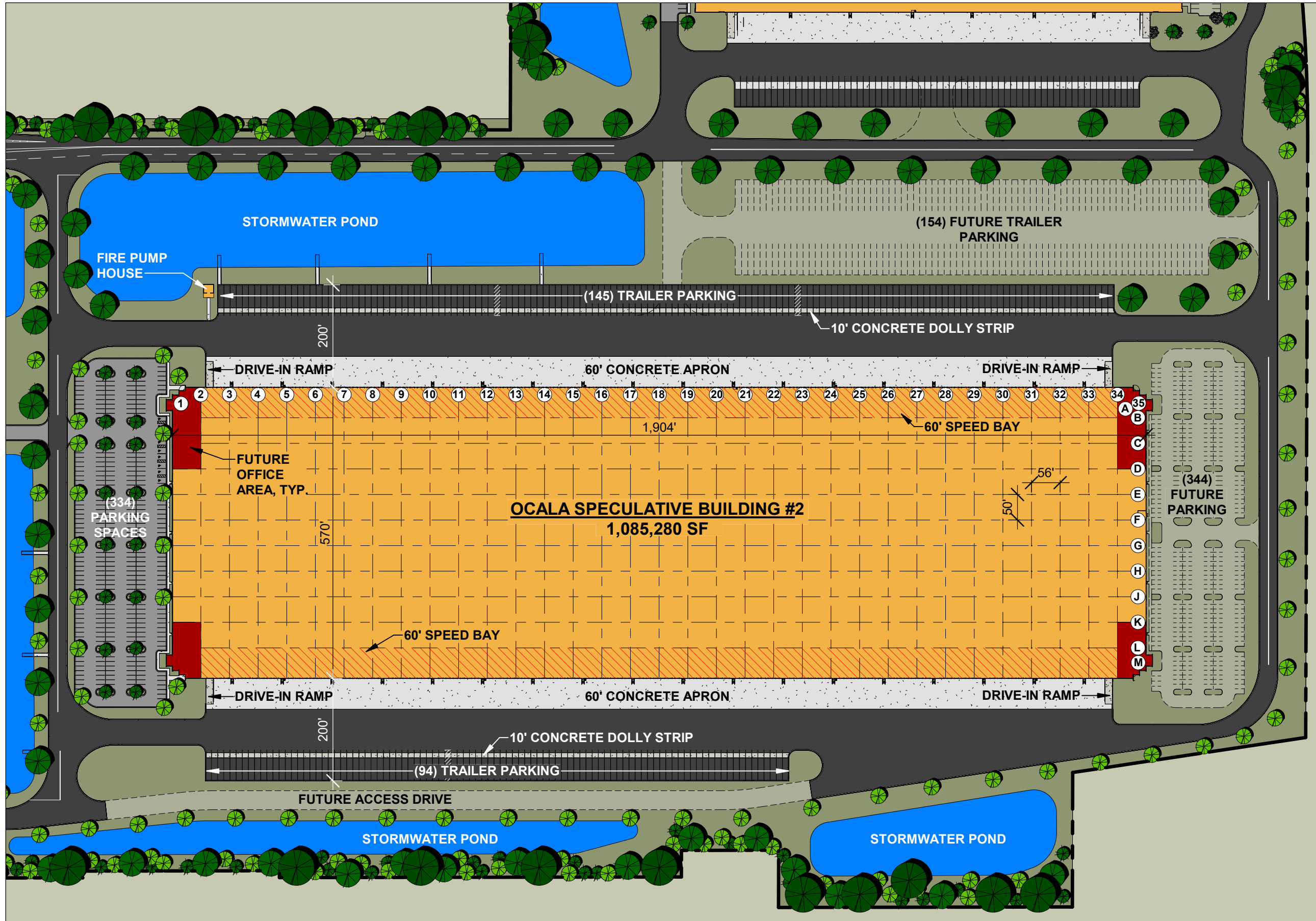
PROJECT EAGER  
OCALA SPECULATIVE BUILDING #2




No.	Description	Date
A	FOR REVIEW	02 FEB 21
B	FOR MARKETING	12 AUG 21
C	FOR REVIEW	13 JAN 22

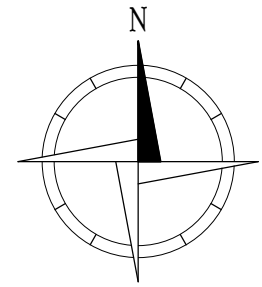
**OVERALL SITE PLAN**

Project number:	A18033.B	<b>AG-101</b>
Drawn by: KMC	Checked by: ACC	Scale: 1" = 300'-0"

NOTICE: THIS DRAWING IS THE PROPERTY OF MCA ARCHITECTURE INC. AND IS FURNISHED WITH THE CONDITION THAT IT IS NOT TO BE CHANGED WITHOUT THE WRITTEN AUTHORIZATION OF MCA ARCHITECTURE INC. FURTHERMORE, THIS DRAWING IS NOT TO BE COPIED, REPRODUCED OR USED WITHOUT WRITTEN PERMISSION FROM MCA ARCHITECTURE INC.  
 © 2022 MCA ARCHITECTURE 1/13/2022 12:51:02 ITM



NOTES	
<b>CAR PARKING</b>	
WEST PARKING LOT	334
FUTURE EAST PARKING	344
<b>TOTAL POTENTIAL</b>	<b>678</b>
<b>TRAILER PARKING</b>	
PLAN NORTH	145
PLAN SOUTH	94
<b>TOTAL</b>	<b>239</b>
FUTURE SPACES	154
<b>TOTAL POTENTIAL</b>	<b>393</b>
*TRAILER PARKING SIZED AT 12' WIDE X 55' DEEP	
<b>DOCK DOORS</b>	
PLAN NORTH	106
PLAN SOUTH	106
<b>TOTAL</b>	<b>212</b>
<b>STRUCTURAL BAY SIZES</b>	
SPEED BAYS	60'
STANDARD BAYS	50'D X 56'W
	H.D. ASPHALT
	L.D. ASPHALT
	CONCRETE



PROJECT EAGER  
OCALA SPECULATIVE BUILDING #2

No.	Description	Date
A	FOR REVIEW	02 FEB 21
B	FOR MARKETING	12 AUG 21
C	FOR REVIEW	13 JAN 22

**ENLARGED SITE PLAN**

Project number: A18033.B

AG-102

Drawn by: TJW    Checked by: KMC    Scale: 1" = 175'-0"