

NOTICE: THIS DRAWING IS THE PROPERTY OF MCA ARCHITECTURE INC. AND IS FURNISHED WITH THE CONDITION THAT IT IS NOT TO BE CHANGED WITHOUT THE WRITTEN AUTHORIZATION OF MCA ARCHITECTURE INC. FURTHERMORE, THIS DRAWING IS NOT TO BE COPIED, REPRODUCED OR USED WITHOUT WRITTEN PERMISSION FROM MCA ARCHITECTURE INC.  
 © 2021 MCA ARCHITECTURE 6/29/2021 5:59:31 PM

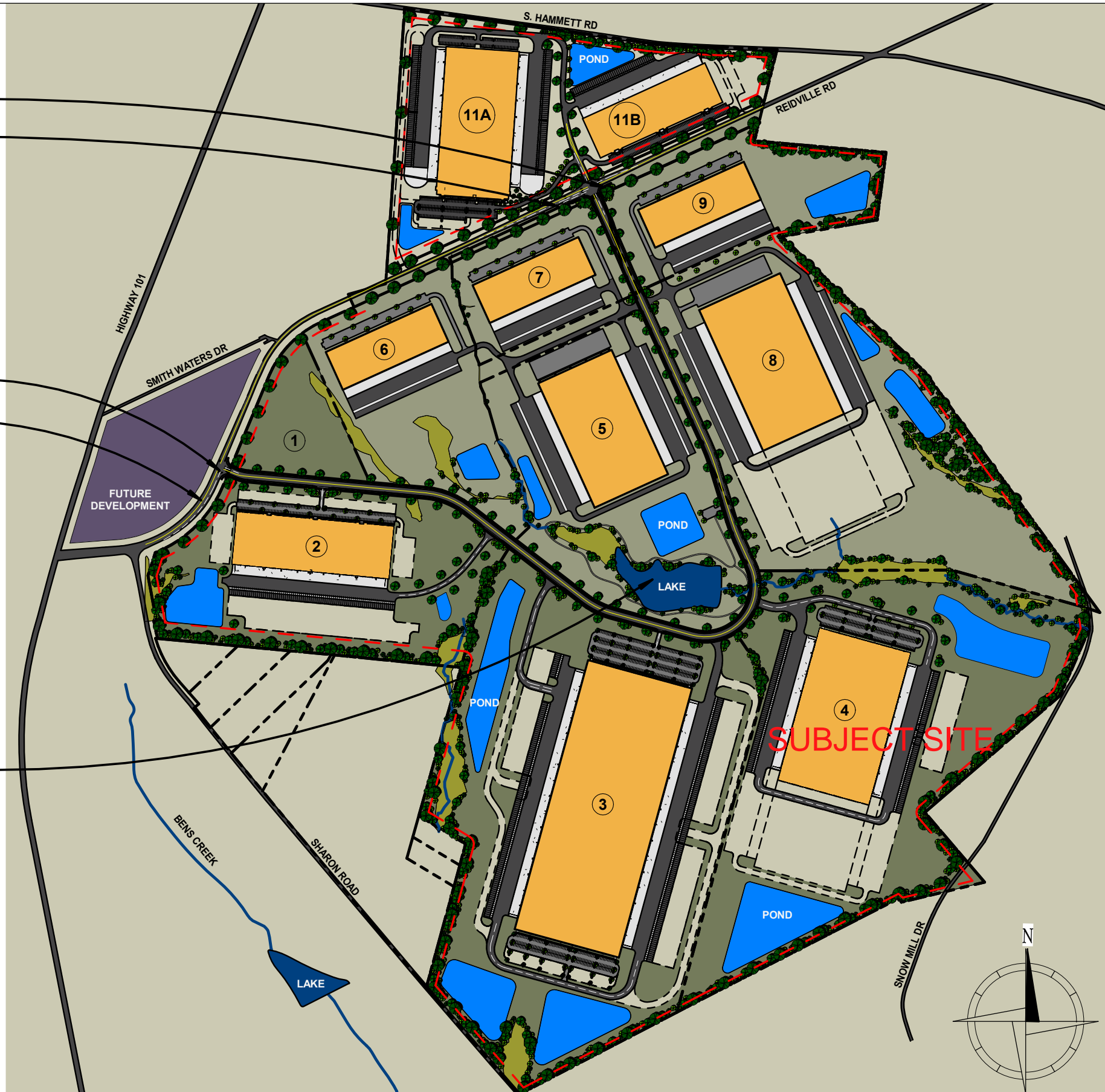
NORTH ENTRANCE

DECELERATION LANE

SOUTH ENTRANCE

DECELERATION LANE

COMMON GREEN SPACE W/ WALKING TRAILS



LEGEND	
<span style="display:inline-block; width:15px; height:10px; background-color:lightgrey;"></span>	PHASE I
<span style="display:inline-block; width:15px; height:10px; background-color:darkgrey;"></span>	PHASE II
<span style="display:inline-block; width:15px; height:10px; background-color:orange;"></span>	BUILDING FOOTPRINT
<span style="display:inline-block; width:15px; height:10px; background-color:blue;"></span>	DETENTION POND
<span style="display:inline-block; width:15px; height:10px; background-color:lightgreen;"></span>	WETLANDS
<span style="display:inline-block; width:15px; height:10px; background-color:purple;"></span>	FUTURE

SITE DATA	
<b>SITE 2</b>	
PHASE 1	304,884 SF
PHASE 2	N/A
<b>TOTAL</b>	<b>304,884 SF</b>
<b>SITE 3</b>	
PHASE 1	1,091,888 SF
PHASE 2	N/A
<b>TOTAL</b>	<b>1,091,888 SF</b>
<b>SITE 4</b>	
PHASE 1	542,515 SF
PHASE 2	319,200 SF
<b>TOTAL</b>	<b>861,715 SF</b>
<b>SITE 5</b>	
PHASE 1	400,000 SF
PHASE 2	N/A
<b>TOTAL</b>	<b>400,000 SF</b>
<b>SITE 6</b>	
PHASE 1	175,000 SF
PHASE 2	N/A
<b>TOTAL</b>	<b>175,000 SF</b>
<b>SITE 7</b>	
PHASE 1	175,000 SF
PHASE 2	N/A
<b>TOTAL</b>	<b>175,000 SF</b>
<b>SITE 8</b>	
PHASE 1	500,000 SF
PHASE 2	330,000 SF
<b>TOTAL</b>	<b>830,000 SF</b>
<b>SITE 9</b>	
PHASE 1	175,000 SF
PHASE 2	N/A
<b>TOTAL</b>	<b>175,000 SF</b>

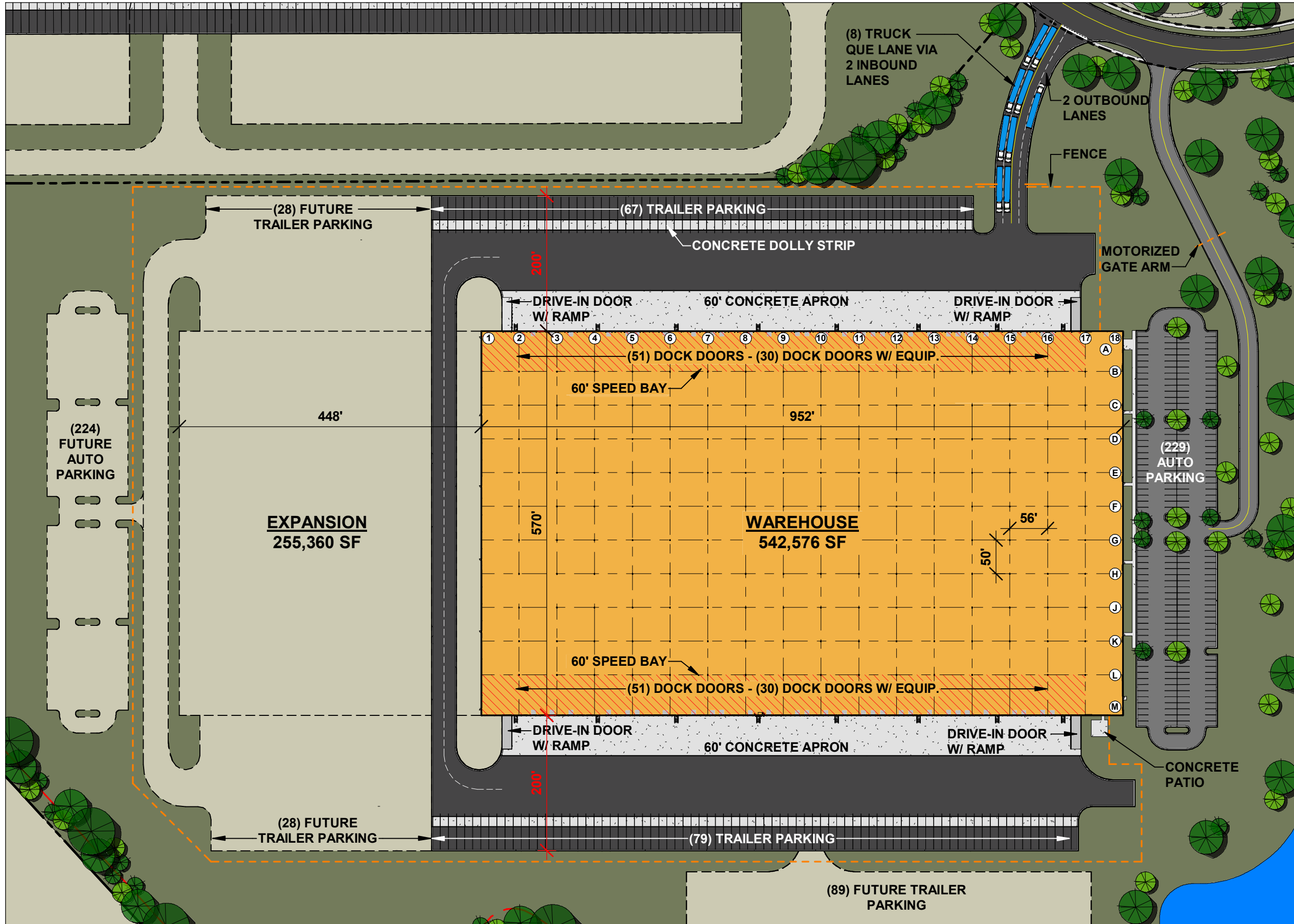
SMITH FARMS  
INDUSTRIAL PARK

No.	Description	Date
A	FOR REVIEW	25 FEB 21



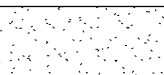
**OVERALL SITE PLAN**

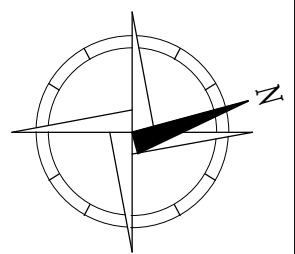
Project number:	A18636.0	<b>AGS-100</b>
Drawn by: CAM	Checked by: KMC	Scale: As indicated

NOTICE: THIS DRAWING IS THE PROPERTY OF MCA ARCHITECTURE INC. AND IS FURNISHED WITH THE CONDITION THAT IT IS NOT TO BE CHANGED WITHOUT THE WRITTEN AUTHORIZATION OF MCA ARCHITECTURE INC. FURTHERMORE, THIS DRAWING IS NOT TO BE COPIED, REPRODUCED OR USED WITHOUT WRITTEN PERMISSION FROM MCA ARCHITECTURE INC.  
 © 2021 MCA ARCHITECTURE 11/29/2021 1:41:24 AM



NOTES	
<b>CAR PARKING</b>	
PLAN EAST	229
FUTURE SPACES	224
<b>TOTAL AUTO POTENTIAL</b>	<b>453</b>
<b>TRAILER PARKING</b>	
PLAN NORTH	67
PLAN SOUTH	79
<b>TOTAL TRAILER SPACES</b>	<b>146</b>
FUTURE SPACES	145
<b>TOTAL TRAILER POTENTIAL</b>	<b>291</b>
*TRAILER PARKING SIZED AT 12' WIDE X 55' DEEP	
<b>DOCK DOORS</b>	
PLAN NORTH W/O EQUIPMENT	21
PLAN NORTH WITH EQUIPMENT	30
PLAN SOUTH W/O EQUIPMENT	21
PLAN SOUTH WITH EQUIPMENT	30
<b>TOTAL PROVIDED DOCK DOORS</b>	<b>102</b>
<b>TOTAL DOCKS W/ EQUIPMENT</b>	<b>60</b>

	H.D. ASPHALT
	L.D. ASPHALT
	CONCRETE



SMITH FARMS INDUSTRIAL PARK

No.	Description	Date
A	FOR REVIEW	27 OCT 21
B	RFP RESPONSE	28 OCT 21
C	RFP RESPONSE REV. 1	01 NOV 21
E	LEASE EXHIBIT	29 NOV 21

<b>SITE 4</b>	
Project number:	A18645.0
Drawn by: TJW	Checked by: KMC
<b>AGS-104</b>	
Scale: As indicated	